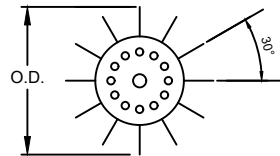
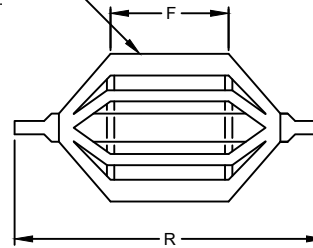


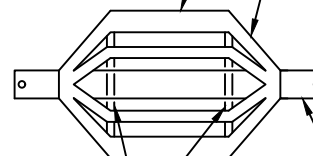
8 RUNNER FOR 6-8
AND 10 INCH

STAMPED IDENTIFICATION
INCLUDING SERIAL NUMBER ON
RUNNERS.



12 RUNNER FOR
12-15 AND 18 INCH

END RUNNERS 1/4" x 3/4"
RUNNERS 1/4" x 1 1/4" ALUMINUM
MACHINED TO SIZE




1" ROUND ALUMINUM

0.25 TTK ALUMINUM

NOTES:

1. THE OUTSIDE DIAMETER OF THE MANDREL IS DETERMINED BY THE ACTUAL PIPE INTERNAL DIAMETER (AS CERTIFIED BY THE PIPE MANUFACTURER) MINUS 5% ALLOWABLE DEFLECTION.
2. THE ALLOWABLE TOLERANCE OF THE MANDREL OUTSIDE DIAMETER IS +0.000, -0.040 INCHES.
3. PULLING MANDREL MAY BE COMPLETED MANUALLY OR PNEUMATICALLY.
4. AIR TEST UPON COMPLETION OF MANDREL DEFLECTION TESTING.

NOMINAL PIPE DIA.	F	R	NUMBERS OF RUNNERS
6"	6 1/2"	15"	8
8"	6 1/2"	17"	8
10"	8"	21"	8
12"	9"	25"	12
15"	10"	27"	12
18"	10"	27"	12
COM. MEASURE $\pm 1/16"$			



DEFLECTION TESTING MANDREL

SCALE: N.T.S.

FEBRUARY 2023

SA-002